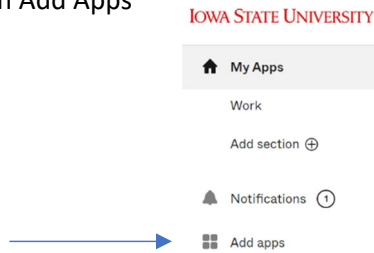
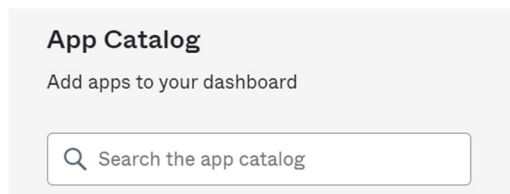


## Adding Streamlyne to Okta

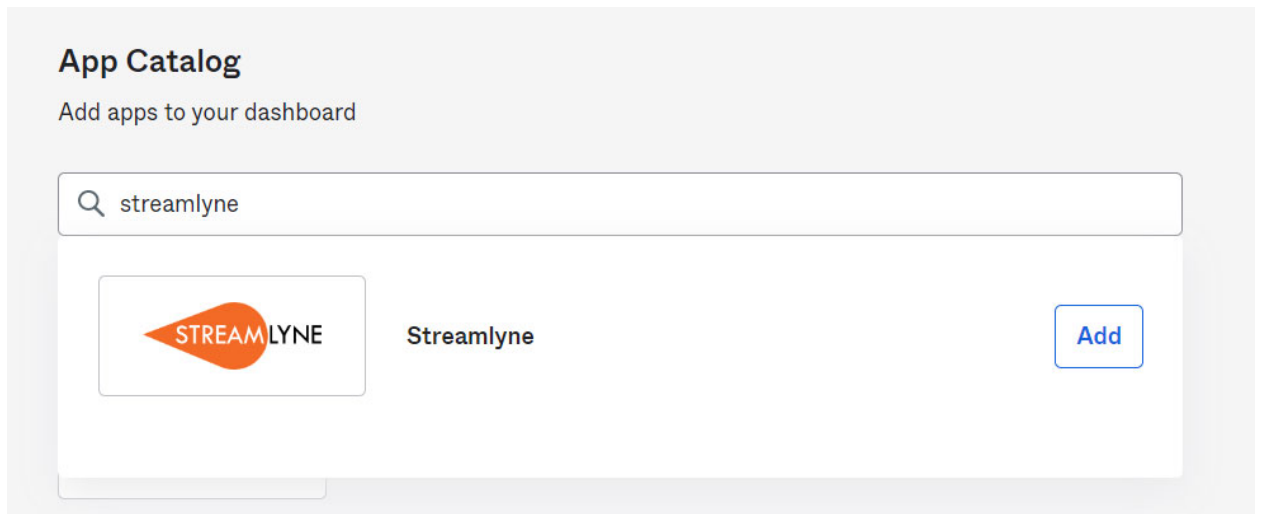
- Login to Okta: <https://iastate.okta.com/app/UserHome>
- Click on Add Apps



- This will bring up the App Catalog search box.




- Type Streamlyne in the search box and click on the add button.



- The Streamlyne icon will be added to your Okta page. **This is the Streamlyne Production environment and not a test environment.**

**To open Streamlyne from Okta:**

- Click on the Streamlyne icon.



- Click on the Log in with SSO button.



Welcome to Streamlyne. Please select your log-in method.

Log in with SSO

Log in using a local Streamlyne Research user

-